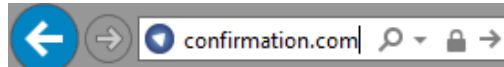


User Registration

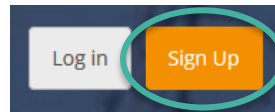
Creating a Confirmation.com account takes just a few of minutes.

Click 'Sign Up'

- Go to Confirmation.com.



- Click 'Sign Up'.



Enter your email address

- Use your work email address.
- If your firm is already validated, we will recognise your email.

Email Address

Enter your email address: *

john.doe@auditfirm.com

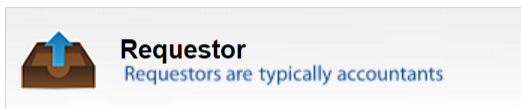


Please re-enter your email address: *

john.doe@auditfirm.com



- If your email address does not match a validated firm in our system, select your user type as 'Requestor'.



- Enter your firm and office details.

Firm Profile

Please enter the appropriate firm information below

Firm Name *

[Clear Form](#)

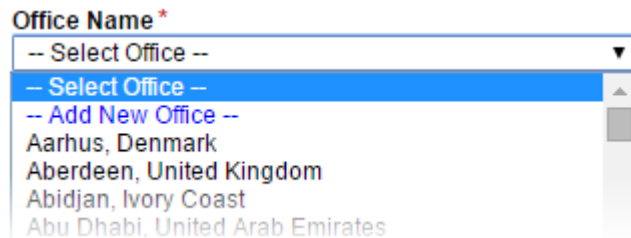
Audit Firm

Office Name *

User Registration

Select office

- Select your office from the list.
- If you cannot see your office in the list, you can 'Add New Office'.



Office Name *

-- Select Office --

-- Add New Office --

Aarhus, Denmark

Aberdeen, United Kingdom

Abidjan, Ivory Coast

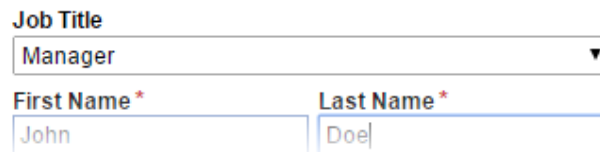
Abu Dhabi, United Arab Emirates

Create user profile

- Enter your user details.
- Some information can be left blank if not applicable to your region (e.g. CPA License #, AICPA # etc.).
- Create a user ID – you will use this each time you log in to Confirmation.com.

User Profile

Please enter your information below



Job Title

Manager

First Name * Last Name *

John Doe

Accept user agreement

- Read and accept the billing agreement.

Verify your email address

- You will receive an email from systems.administrator@confirmation.com.
- Click the verification link in this email to complete registration by creating your password.
- *New firm registrations*
If you are registering your firm, we will start our verification process to add your firm to our network of validated audit firms. We may contact you to complete this process.